








WTD/Elk TB Management Zones 2009

-  WTD TB Positives (since 2001)
-  Elk TB Positives (since 2001)
-  Cattle TB Positives (since 1991)
-  20 Squ. km WTD Home Range
-  100 Squ. km Elk Home Range
-  800 Squ. km Cattle Test Zone



Western Control Zone

Central Enhanced Surveillance Zone

Eastern Surveillance Zone

Gunn Lake

Draft



Jan 05, 2009